


BGC of Deep East Texas Texas ACE Impact Report

School Year 2024–2025



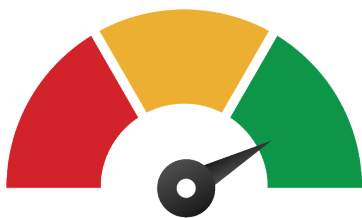
Texas ACE is an out-of-school time (OST) program funded by the federal Nita M. Lowey 21st Century Community Learning Centers (21st CCLC) grant and administered by the Texas Education Agency (TEA). Grantees provide academic and nonacademic activities aligned with the school day and tailored to community needs. This is supported by a continuous improvement system called the Texas ACE Roadmap to High-Quality OST, which includes **annual impact reports that evaluate local strengths and offer recommendations for improvement.**

View the Roadmap at MyTexasACE.org

Driving to Excellence: Grantee Health

Texas ACE grantees engage in ongoing health or program compliance monitoring through the “5 to Drive” dashboard. This live dashboard provides a monthly status for adherence to grantee assurances in five areas, assigning a status of on track, off track, or high risk for each. Below is a summary of BGC of Deep East Texas’s 5 to Drive performance. See the [Roadmap](#) for details on each health area and the associated data sources.

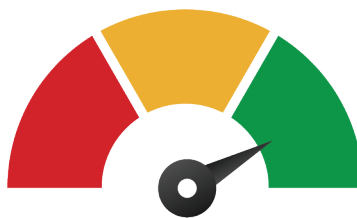
Overall 5 to Drive Status



On Track

One TX ACE Community

Staffing, Steering Committees, and Partnerships



On Track

Two Crucial Times

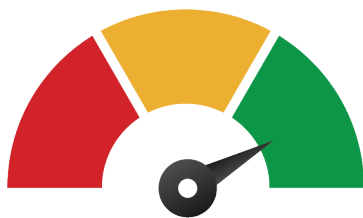
Student Participation and Hours of Operation



On Track

Three Key Strategies

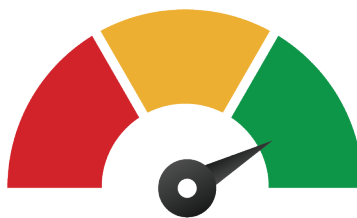
Strong Operations, School-day Alignment, and Community Involvement



On Track

Four Activity Types

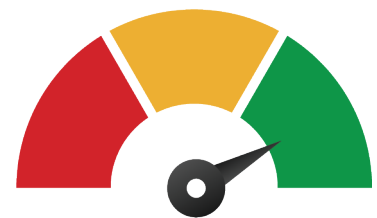
Academics, Enrichment, College and Career Readiness, and Family Engagement



On Track

Five Measurable Goals

Improvement in Reading, Math, School Attendance, and Student and Family Engagement



On Track

Mapping Participation and Operations

Texas ACE grantees must meet specific **targets** for student and family participation, as well as operational hours, days, or weeks. State-level evaluations consistently show that regular attendance leads to positive student outcomes. Learn more at [Out-of-School Learning Opportunities | Texas Education Agency](#).

- 876** students met attendance target
- 390** families engaged
- 3** community partners
- 6** centers operated afterschool
- 24** days on average in summer
- 170** days on average during the school year

Texas Ace Center	Target	*Met Target	Adults Served
Brooks-Quinn-Jones Elementary School	161	163	64
Emeline Carpenter Elementary School	136	137	66
Livingston Junior High School	161	202	89
Crockett Elementary School	136	146	82
Crockett Junior High School	70	87	44
Mike Moses Elementary School	136	141	45

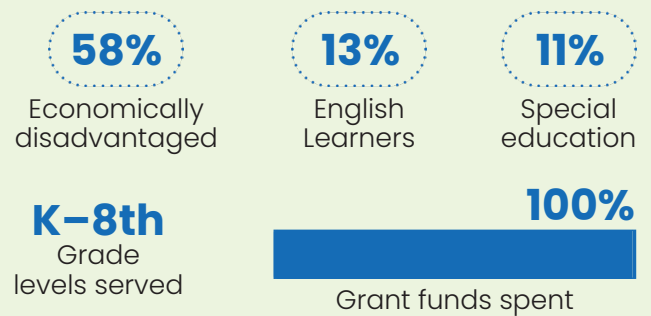
*Met Target means student participants attended for at least 45 days during the school year and 12 days during the summer.

The Journey to Quality

Texas ACE grantees continuously strive to improve program quality. The Roadmap supports this process through the Coaching to Quality (CTQ) system. Below is an example of BGC of Deep East Texas's ongoing journey.

The BGC of Deep East Texas ACE program prioritized family engagement as a cornerstone of student success. Family nights and community events, like Spanish Heritage Night and Texas ACE Thanksgiving, provided opportunities for parents and caregivers to connect with their children's learning while strengthening ties to the school community. These gatherings fostered stronger parent-child relationships, built trust between families and staff, and encouraged caregivers to become active partners in education. Students benefited from consistent support at home, while parents gained confidence and resources to reinforce learning. Continued investment in family engagement strengthens long term academic achievement and sustainable family-school partnerships.

Grantee Profile



I love attending family events because it truly feels like a community. Seeing what my child is doing and learning of school resources has helped me better support them.

—Parent

Measuring Success: Federal and Local State Indicators

Texas ACE grantees report performance on five goals determined by the federal Government Performance Results Act (GPRA) and set five local SMART goals aligned with State Indicators. See BGC of Deep East Texas's performance below.

54%

of grade 4–8 school year and summer participants who demonstrate **growth in reading/language arts on state assessments**.

49%

of grade 4–8 school year and summer participants who demonstrate **growth in mathematics on state assessments**.

41%

of grade 7–8 and 10–12 school year and summer participants with **prior-year GPA less than 3.0 who demonstrate an improved GPA**.

74%

of grade 1–12 school year and summer participants with **prior-year school-day attendance at or below 90% who demonstrate an improved attendance rate**.

73%

of grade 1–12 school year and summer participants who experience a **decrease in in-school suspensions compared to the previous school year**.

73%

of grade 1–5 school year and summer participants who demonstrate **improvement in teacher-reported engagement in learning**.

**GPRA results include students that attended for at least 45 hours of programming.*

State Indicator SMART Goal	Grantee Outcomes
Improve Math Academic Performance	Approaching
Improve Reading Academic Performance	Approaching
Improve Attendance	Met
Improve Student Engagement	Met
Improve Family Engagement	Met

**Grantee outcomes of met, approaching, or no progress are determined by grantee self-assessment of local data.*

Fueling the Future:

Recommendations for Continuous Improvement

Recommendation 1: Leverage data for improvement more consistently. Identify high impact practices, and refine programming using student, parent, and teacher feedback to continuously strengthen program quality on a quarterly basis.

Recommendation 2: Expand college and career readiness at all sites by introducing CTE pathways, mentoring, and leadership programs that link academics to real-world applications, inspiring students and preparing them for future success.